



# PACKAGING & CORROSION PROTECTION OF BOUGHT-IN COMPONENTS

2031409	RON updated; removed redundant parts; simplified structure & writing		RON 435_en_2031409.doc
2018511	Item 19 new; Identification of replacement deliveries		RON 435_en_2018511.doc
2017283	Ändg. 2c 60-rule deleted, 7a, 8a_c, 11 a_c_d, 15a_c		RON435_en_2017283.doc
2012573	Entry plant 0295, Mod.item 2c, 5f, 7, 8a,b,c, 10a,b,c,d,e, 11a,b, 11c new, 13c, 15c, 17, 18 Identification of deviation permit shipments new		RON435_en_2012573.doc
2008451	Modifications Item 5c,f,g, 8a, 11a,c, 12, 16a, 19, 20		RON435_en_2008451.doc
2006945	Item 10 Modification size cardboard inst. of S03 278x195x165 mm		RON435_en_2006945.doc
2004369	Pkt. 1 Plant Nr. new, div. modifications, guidelines plant Mexico integrated.		RON435_en_200439.doc
2003063	Mod. Page 15 and 46, measures added.		RON435_2003063.doc
2002090	RON updated and encl. Mexico		RON435_2002090.doc
2005021707	RON updated		RON435.doc
Edition			Document
<b>Prepared on</b> <b>WE/RR; 28 10 03</b>	<b>Checked on</b> <b>SP/SCAN</b> <i>Andreas Schneeberger</i> <small>Andreas Schneeberger (4. December 2020 12:35 GMT+1)</small> 9. Dezember 2020	<b>Checked on</b> <b>PM/MIH</b> <i>Harald Mittermaier</i> <small>Harald Mittermaier (9. December 2020 09:18 GMT+1)</small> 9. Dezember 2020	<b>Document No.</b> <b>435_en_2031409.doc</b>
<b>Revised on</b> <b>SP/RR</b> <i>Roland Rola</i> <small>Roland Rola (4. December 2020 12:17 GMT+1)</small> 4. Dezember 2020	<b>Released on</b> <b>VP/MB</b> <i>Marcus Baehr</i> <small>Marcus Baehr (9. December 2020 09:30 GMT+1)</small> 9. Dezember 2020	<b>Released on</b> <b>PT/WIN</b> <i>Richard Winkhofer</i> <small>Richard Winkhofer (9. December 2020 09:42 GMT+1)</small> 9. Dezember 2020	<b>Replaces: RON 435</b> <b>Edition: 2018511</b>



<b>I.</b>	<b>INDEX OF ABBREVIATIONS .....</b>	<b>4</b>
<b>1.</b>	<b>GENERAL INFORMATION .....</b>	<b>5</b>
1.1.	Validity .....	5
1.2.	Basic Philosophy .....	5
1.3.	Responsibilities .....	6
1.4.	Contact partners for packaging .....	6
1.5.	Information flow towards the supplier .....	6
<b>2.</b>	<b>PACKAGING REQUIREMENTS .....</b>	<b>7</b>
2.1.	Corrosion protection .....	7
2.2.	Palletization & stackability .....	8
2.3.	Packaging of precision parts .....	9
2.4.	Labeling .....	9
<b>3.</b>	<b>RETURNABLE PACKAGING .....</b>	<b>11</b>
3.1.	Management and coordination for returnable packaging .....	11
3.2.	Standard packaging containers .....	12
3.2.1.	0210 Plant BRP-Rotax, Gunskirchen .....	12
3.2.2.	0295 Plant BRP Mexico, Querétaro .....	14
3.3.	0210 Plant BRP-Rotax, Gunskirchen Pool packaging containers .....	16
3.4.	Replacement packaging .....	16
3.5.	Damaged returnable & Euro-Pool packaging .....	16
<b>4.</b>	<b>SINGLE USE PACKAGING .....</b>	<b>16</b>
4.1.	Standard packaging containers .....	17
4.1.1.	0210/0219 Plant BRP-Rotax, Gunskirchen .....	17
4.1.2.	0295/0299 Plant BRP Mexico, Querétaro .....	20
4.2.	One way pallets .....	24
4.2.1.	0210/0219 Plant BRP Rotax, Gunskirchen .....	24
4.2.2.	0295 Plant BRP Mexico, Querétaro .....	24
4.2.3.	0299 Plant BRP-Rotax, Gunskirchen – Consolidation for Mexico .....	26
<b>5.</b>	<b>AVOIDANCE OF DAMAGES .....</b>	<b>27</b>
5.1.	Container loading .....	27
5.2.	Palletization & stacking .....	28
5.3.	Use of plastic lids for plant 0210 .....	28
5.4.	Use of cardboard box for 0295 & 0299 .....	28
<b>6.</b>	<b>STANDARD PROCEDURES .....</b>	<b>29</b>
6.1.	Request for returnable packaging .....	29



6.2. Returnable packaging bookings in B2B-Portal.....	29
6.3. Identification of deviation shipments .....	29
6.4. Identification of backlog shipments .....	29
6.5. Identification of replacement deliveries (Q-issue) .....	29
6.6. Identification of sample deliveries.....	30
<b>7. APPENDIX – STANDARD FORMS .....</b>	<b>30</b>
7.1. Form: Request for returnable packaging.....	30
7.2. Label: Milk run shipments.....	30
7.3. Label: for deviation shipments.....	30
7.4. Label: for backlog shipments.....	30
7.5. Label: Replacement deliveries (Q-issue) .....	30
7.6. PSS: Packaging specification sheet (Plant 0295) .....	30
<b>8. Approval of the affected departments .....</b>	<b>31</b>



## I. INDEX OF ABBREVIATIONS

ASN	Advance Shipping Notice
B2B	Business to Business
BRP-Rotax	BRP-Rotax GmbH & Co KG, Gunskirchen, Austria
BRP Mexico	BRP Mexico S.A. de C.V., Querétaro, Mexico
EBFZ	purchased part
e.g.	exempli gratia (for example)
EGK	wire container
EK	Purchasing department
EPA	Euro pallet
FEFCO	Fédération Européenne des Fabricants de Carton Ondulé
HGK	half wire container (height wise)
IPPC	Integrated Pollution Prevention and Control
ISPM	International Standard for Phytosanitary Measures
JB1	Jumbo box
KLT	small load carriers
LC	Logistics Center
LO	Logistics department
LTL	Less Than Truckload
MEB	layer of an US-standard sized pallet (Mexican sized pallet)
MEP	US-standard sized pallet (Mexican sized pallet)
MR	Milk run
MTV	returnable containers
PE	Polyethylen
Q	Quality
QTY	Quantity
ROHT	raw part
S-container	Rotax standard container (S01-S04)
SP	Supply Planning
TZD	thermoformed plastic lid
VDA	Association of the Automotive Industry
VPT	Packaging technology



## 1. GENERAL INFORMATION

The technical data and information embodied therein are the **property of BRP-Rotax GmbH & Co KG**, Austria, acc. BGBl 1984 no. 448, as amended and shall not, without prior written permission of BRP-Rotax GmbH & Co KG, be disclosed in whole or in part to third parties. This legend shall be included on any reproduction of these data, in whole or in part. © copyright - BRP-Rotax GmbH & Co KG / all rights reserved

### 1.1. Validity

RON 435 applies to all engine components (EBFZ, ROHT) supplied to BRP-Rotax & BRP Mexico. It specifies the packaging, protection of components and the management of returnable packaging. Some of the points differ depending on the plant of destination:

- 0210: Plant BRP-Rotax GmbH & Co KG, Gunskirchen, Austria
- 0299: Plant BRP-Rotax GmbH & Co KG, Gunskirchen, Austria – consolidation for Mexico
- 0295: Plant BRP Mexico S.A.de C.V., Querétaro, Mexico
- 0219: Plant BRP Mexico S.A. de C.V., Querétaro, Mexico – consolidation for Austria

### 1.2. Basic Philosophy

Each material is subject to standardized packaging instructions and fixed, defined quantities. The main function of packaging is:

- Ensure consistent packaging standard for high quality engine parts
- Provide sufficient protection for sea-, land- & air-transportation of the parts
- Enable easy & quick retrieval of the parts
- Ensure stackability as well as high pallet, trailer & container utilization
- Provide clear parts identification<sup>1</sup>

---

<sup>1</sup> cf. Pt. 2.4 Labeling



### 1.3. Responsibilities

**BRP-Rotax is responsible for:**

- Definition and approval of packaging for each part number
- Demand planning & delivery of returnable Rotax standard containers (MTV) to the supplier

**The supplier is responsible for:**

- Confirmation of defined packaging for each part number
- Following standard shipping conditions (including labeling & delivery documents)
- Guarantee the equal qualitatively content of each package per part number
- Guarantee that each package is utilized (volume wise) as efficiently as possible
- Guarantee the availability of required packaging material
- Guarantee the quality of the parts
- Guarantee the protection of the parts

### 1.4. Contact partners for packaging

**0210/0299:** Plant BRP-Rotax GmbH & Co KG, Gunskirchen, Austria

Packaging Engineer (Dept. SP), BRP-Rotax, Gunskirchen

Purchasing Agent (Dept. EK), BRP-Rotax, Gunskirchen

**0295/0219:** Plant BRP S.A.de C.V., Querétaro, Mexico

Packaging Engineer (Dept. LO), BRP Mexico, Querétaro

Purchasing Engineer (Dept. EK); BRP Mexico, Querétaro

### 1.5. Information flow towards the supplier

To ensure that the ordered material is delivered from the supplier in the defined packaging, every delivery schedule and purchase order contains all the required packaging data. Adherence to the packaging standards will be checked and monitored at each incoming goods check. Noncompliance will be recorded in the monthly assessment for each supplier. Changes in packaging standards are discussed with the supplier and then adjusted in the delivery schedule or purchase order.



The packaging data on the delivery schedule looks as following:

				Length	Width	Height
PEB	PE-bag	1	Pcs.			
KAR	Cardboard box	60	Pcs.	400 mm	600 mm	70 mm
EPA	Euro pallet	240	Pcs.	1200 mm	800 mm	150 mm

**Explanation:**

- Every piece has to be put in a PE-bag
- 60 PE-bags need to be put in on cardboard box with the outer dimensions of 400x600x70 mm
- On a EUR pallet 4 cardboard boxes with each 60 pieces need to be placed, giving a total of 240 pieces
- For instance: For an order quantity of 480 pieces, two EUR pallets with each 240 pieces need to be delivered

## 2. PACKAGING REQUIREMENTS

The following general packaging requirements apply:

- The weight of small packaging units (KLTs, cartons) must not exceed 15 kg
- The packaging must already be presented during the initial sampling of parts and coordinated with VPT (responsible Packaging Engineer) and EK (responsible Purchasing Agent). This information is stated in the order text.

### 2.1. Corrosion protection

All parts must be supplied with corrosion protection to ensure corrosion freeness for a period of at least 6 months when exposed to normal weather conditions. The corrosion protection must not have a negative influence on the subsequent application of the part (combustion engine). In addition, it must be ensured that (e.g. for a subsequent adhesive procedure) the corrosion protection can be removed using standard methods (washing with alkali detergent).



## 2.2. Palletization & stackability<sup>2</sup>

With each delivery the packing units must be stacked in the best possible manner. Deliveries on pallets may only be made with entire levels (avoid empty space) to ensure stackability. The general conditions applying to securing loads in accordance with the standards applicable in each country are to be followed. It is not permitted to pack goods with different Dock-Codes (delivery storage locations) together or on one load carrier.

### How to stack boxes

If the shipment volume exceeds half a pallet then suitable covering packaging is to be used (e.g. covering box), or the full area of the pallet is to be covered, to ensure that the consignment is stackable. Ideally, empty boxes should be used to form a stackable pallet. If a pallet is specifically not stackable, a warning sign "DO NOT STACK" has to be placed on the pallet.

### Stack of goods on pallets

Heavy packages must not be placed on top of lighter packages. If it is intended that goods are to be stacked on top of each other for shipping purposes then attention must be paid to the strength of the pallets and the shape and condition of the individual packages. Make sure the general conditions are observed applying to securing loads in accordance with the standards applicable in each country.

### Wooden boxes, frames and steel strips

Generally, wooden slats or boxes are forbidden. It is also not permissible using steel strips, unless they comply with the Packaging Engineer. Edge protection strips or plastic strips can be used as an alternative.

---

<sup>2</sup> cf. Pt 5.2 Palletization & stacking





**WRONG**



**CORRECT**



### 2.3. Packaging of precision parts

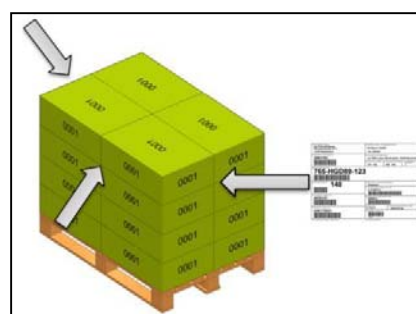
Parts with sealing surfaces, coatings and precision parts must be stowed next to each other, or one above the other, without touching each other, furnished with protection according to the requirements.

### 2.4. Labeling

The smallest packaging unit and each level of packaging unit must be clearly labeled. A VDA label is preferred. Every label must include the following information in english or german:

- Rotax material number
- Packed quantity
- Batch number (if applicable)

Handwritten text or numbers are not allowed. The label must be attached on a clearly visible place on the packaging. When using stretch films for transport safety or any other surface protection, the label must always be apparent even if the protection is removed. Full pallets/containers have to have 3 labels. One placed on each broad side and one on the long side.



In general, all containers ordered by BRP-Rotax have to be completely filled up. However, in exceptional cases containers may carry less than the quantity indicated on

the container. In this case filling up the container is not allowed. In addition, containers that do not contain the indicated quantity must be marked as partial quantity.

The labels are to be applied with a semi-permanent adhesive. The sign is to be made of a material that is weather resistant to the extent that it is still clearly legible after six months (e.g. no fading due to the effect of light). Under no circumstances may labels with adhesive covering the full surface area be used on reusable standard packaging units and thermoformed plastic lids.



In the Milkrun system it is necessary that each pallet is provided with an additional pallet label. This must contain the following information:<sup>3</sup>

- Supplier name & number
- Dock-Code [1000; 5000; 5299]
- Delivery date
- JIT number (ASN)
- Material number & packed quantity

#### **0295 Plant BRP Mexico S.A. de C.V., Querétaro**

The following regulations must be observed for the BRP Mexico standard containers of the 60 series:

- At least one label has to be applied on the broad side of the container
- Exception to BRP 64, where the label is applied on the long side

<sup>3</sup> cf. Pt. 7.2 Label: Milk run shipments



#### **Delivery note pocket**

For LTL shipments (not picked up directly via Milk run) a clearly-visible delivery note pocket is to be provided for each consignment.

## **3. RETURNABLE PACKAGING**

### **3.1. Management and coordination for returnable packaging**

For inventory-managed returnable packaging, all goods receipts & issues are registered with BRP-Rotax, BRP Mexico or in the Logistics Center (LC). A delivery invoice must be printed with each goods issue and sent to the forwarding agent. The supplier is obliged to check this document and report any deviations immediately to BRP-Rotax, BRP Mexico or the LC. Returnable containers sent by a supplier to BRP-Rotax, BRP Mexico must be specified on the delivery note or in a separate freight document. Any discrepancies (actual quantity in relation to the quantity specified in the delivery documents) will be reported immediately to the supplier concerned.

The required returnable packaging is supplied to the supplier using a push principle. The supplier will be provided with sufficient returnable packaging for the requirements of the agreed weeks.

#### **BRP-Rotax Supplier Portal (B2B):**

This system carries out permanent coordination. All registrations are displayed in the portal. The exact conditions for the coordination of returnable packaging via the BRP-Rotax Supplier Portal are described in detail in a supplier agreement to be signed before the supplier is integrated into the system. Comprehensive documentation describes how returnable packaging is coordinated via the BRP-Rotax Supplier Portal. Subsequent corrections are no longer accepted after inventory reconciliation. Files from previous months are not reopened. Empties transports are usually debited to the accounts of the



respective system suppliers. This means that system suppliers are debited even if returnable packaging is transported to goods suppliers. The system suppliers are responsible for coordination between their goods suppliers and subcontractors. The respective system supplier is indicated on the delivery note invoice. This procedure also applies to deliveries to BRP-Rotax. Empties postings are always debited from the accounts of the respective system suppliers.

## 3.2. Standard packaging containers

### 3.2.1. 0210 Plant BRP-Rotax, Guns kirchen

Name	S01	S02	S03	S04
Mat. Nb.	4000036	4000037	4000038	4000039
Outer dimension LxWxH [mm]	600x400x220	400x300x220	300x200x170	200x150x117
Inner dimension LxWxH [mm]	551x351x196	353x253x196	252x152x147	152x104x102
Tare [kg]	2,275	1,305	0,615	0,26
Load capacity [kg]	15	15	15	15



For Rotax S-containers, the following palletizing rules apply when stacking on EUR pallets:

	#Containers per layer	#Layers per pallet	#Containers per pallet
S01	4	4	16
S02	8	4	32
S03	16	3	48
S04	28	3	84

The Rotax S-containers must be arranged on the pallet as follows, depending on the container type:



## PACKAGING & CORROSION PROTECTION

RON 435  
Edition 2031409  
Page 13 von 31

Cont./Pallet: 16x S01 Cont./Layer: 4x S01		Cont./Pallet: 32x S02 Cont./Layer: 8x S02													
<table><tr><td>S01 600 x 400 x 220 mm</td><td>S01 600 x 400 x 220 mm</td></tr><tr><td>S01 600 x 400 x 220 mm</td><td>S01 600 x 400 x 220 mm</td></tr></table>		S01 600 x 400 x 220 mm	S01 600 x 400 x 220 mm	S01 600 x 400 x 220 mm	S01 600 x 400 x 220 mm	<table><tr><td>S02 400 x 300 x 220 mm</td><td>S02 400 x 300 x 220 mm</td><td>S02 400 x 300 x 220 mm</td><td>S02 400 x 300 x 220 mm</td></tr><tr><td>S02 400 x 300 x 220 mm</td><td>S02 400 x 300 x 220 mm</td><td>S02 400 x 300 x 220 mm</td><td>S02 400 x 300 x 220 mm</td></tr></table>		S02 400 x 300 x 220 mm	S02 400 x 300 x 220 mm	S02 400 x 300 x 220 mm	S02 400 x 300 x 220 mm	S02 400 x 300 x 220 mm	S02 400 x 300 x 220 mm	S02 400 x 300 x 220 mm	S02 400 x 300 x 220 mm
S01 600 x 400 x 220 mm	S01 600 x 400 x 220 mm														
S01 600 x 400 x 220 mm	S01 600 x 400 x 220 mm														
S02 400 x 300 x 220 mm	S02 400 x 300 x 220 mm	S02 400 x 300 x 220 mm	S02 400 x 300 x 220 mm												
S02 400 x 300 x 220 mm	S02 400 x 300 x 220 mm	S02 400 x 300 x 220 mm	S02 400 x 300 x 220 mm												

Cont./Pallet: 48x S03 Cont./Layer: 16x S03		2x Layers stacking frames Cont./Pallet: 84x S04 Cont./Layer: 28x S04																																											
<table><tr><td>S03 300 x 200 x 170 mm</td><td>S03 300 x 200 x 170 mm</td><td>S03 300 x 200 x 170 mm</td><td>S03 300 x 200 x 170 mm</td><td>S03 300 x 200 x 170 mm</td><td>S03 300 x 200 x 170 mm</td><td>S03 300 x 200 x 170 mm</td></tr><tr><td>S03 300 x 200 x 170 mm</td><td>S03 300 x 200 x 170 mm</td><td>S03 300 x 200 x 170 mm</td><td>S03 300 x 200 x 170 mm</td><td>S03 300 x 200 x 170 mm</td><td>S03 300 x 200 x 170 mm</td><td>S03 300 x 200 x 170 mm</td></tr></table>		S03 300 x 200 x 170 mm	S03 300 x 200 x 170 mm	S03 300 x 200 x 170 mm	S03 300 x 200 x 170 mm	S03 300 x 200 x 170 mm	S03 300 x 200 x 170 mm	S03 300 x 200 x 170 mm	S03 300 x 200 x 170 mm	S03 300 x 200 x 170 mm	S03 300 x 200 x 170 mm	S03 300 x 200 x 170 mm	S03 300 x 200 x 170 mm	S03 300 x 200 x 170 mm	S03 300 x 200 x 170 mm	<table><tr><td>S04 200 x 150 x 117 mm</td><td>S04 200 x 150 x 117 mm</td><td>S04 200 x 150 x 117 mm</td><td>S04 200 x 150 x 117 mm</td><td>S04 200 x 150 x 117 mm</td><td>S04 200 x 150 x 117 mm</td><td>S04 200 x 150 x 117 mm</td></tr><tr><td>S04 200 x 150 x 117 mm</td><td>S04 200 x 150 x 117 mm</td><td>S04 200 x 150 x 117 mm</td><td>S04 200 x 150 x 117 mm</td><td>S04 200 x 150 x 117 mm</td><td>S04 200 x 150 x 117 mm</td><td>S04 200 x 150 x 117 mm</td></tr><tr><td>S04 200 x 150 x 117 mm</td><td>S04 200 x 150 x 117 mm</td><td>S04 200 x 150 x 117 mm</td><td>S04 200 x 150 x 117 mm</td><td>S04 200 x 150 x 117 mm</td><td>S04 200 x 150 x 117 mm</td><td>S04 200 x 150 x 117 mm</td></tr><tr><td>S04 200 x 150 x 117 mm</td><td>S04 200 x 150 x 117 mm</td><td>S04 200 x 150 x 117 mm</td><td>S04 200 x 150 x 117 mm</td><td>S04 200 x 150 x 117 mm</td><td>S04 200 x 150 x 117 mm</td><td>S04 200 x 150 x 117 mm</td></tr></table>		S04 200 x 150 x 117 mm	S04 200 x 150 x 117 mm	S04 200 x 150 x 117 mm	S04 200 x 150 x 117 mm	S04 200 x 150 x 117 mm	S04 200 x 150 x 117 mm	S04 200 x 150 x 117 mm	S04 200 x 150 x 117 mm	S04 200 x 150 x 117 mm	S04 200 x 150 x 117 mm	S04 200 x 150 x 117 mm	S04 200 x 150 x 117 mm	S04 200 x 150 x 117 mm	S04 200 x 150 x 117 mm	S04 200 x 150 x 117 mm	S04 200 x 150 x 117 mm	S04 200 x 150 x 117 mm	S04 200 x 150 x 117 mm	S04 200 x 150 x 117 mm	S04 200 x 150 x 117 mm	S04 200 x 150 x 117 mm	S04 200 x 150 x 117 mm	S04 200 x 150 x 117 mm	S04 200 x 150 x 117 mm	S04 200 x 150 x 117 mm	S04 200 x 150 x 117 mm	S04 200 x 150 x 117 mm	S04 200 x 150 x 117 mm
S03 300 x 200 x 170 mm	S03 300 x 200 x 170 mm	S03 300 x 200 x 170 mm	S03 300 x 200 x 170 mm	S03 300 x 200 x 170 mm	S03 300 x 200 x 170 mm	S03 300 x 200 x 170 mm																																							
S03 300 x 200 x 170 mm	S03 300 x 200 x 170 mm	S03 300 x 200 x 170 mm	S03 300 x 200 x 170 mm	S03 300 x 200 x 170 mm	S03 300 x 200 x 170 mm	S03 300 x 200 x 170 mm																																							
S04 200 x 150 x 117 mm	S04 200 x 150 x 117 mm	S04 200 x 150 x 117 mm	S04 200 x 150 x 117 mm	S04 200 x 150 x 117 mm	S04 200 x 150 x 117 mm	S04 200 x 150 x 117 mm																																							
S04 200 x 150 x 117 mm	S04 200 x 150 x 117 mm	S04 200 x 150 x 117 mm	S04 200 x 150 x 117 mm	S04 200 x 150 x 117 mm	S04 200 x 150 x 117 mm	S04 200 x 150 x 117 mm																																							
S04 200 x 150 x 117 mm	S04 200 x 150 x 117 mm	S04 200 x 150 x 117 mm	S04 200 x 150 x 117 mm	S04 200 x 150 x 117 mm	S04 200 x 150 x 117 mm	S04 200 x 150 x 117 mm																																							
S04 200 x 150 x 117 mm	S04 200 x 150 x 117 mm	S04 200 x 150 x 117 mm	S04 200 x 150 x 117 mm	S04 200 x 150 x 117 mm	S04 200 x 150 x 117 mm	S04 200 x 150 x 117 mm																																							

Due to the small size of the S04 containers, a stacking frame has to be used on the pallet.

Suppliers can use their own cardboard blanks as intermediate layers in the S-containers. The specified dimensions must be observed. A corner must be cut off to facilitate removal of the cardboard intermediate layer (see illustration below). The dimensions to be observed for each container type are as follows:

S01: 550 x 350 mm  
S02: 350 x 250 mm  
S03: 250 x 150 mm  
S04: 150 x 105 mm  
HGK: 1180 x 780 mm  
EGK: 1180 x 780 mm  
JB1: 1180 x 780 mm







## PACKAGING & CORROSION PROTECTION

RON 435  
Edition **2031409**  
Page 14 von 31

Name	TZD	JB1	HGK
Mat. Nb.	4000042	4000094	4000572
Outer dimension LxWxH [mm]	1221x810x40	1235x835x975	1235x835x570
Inner dimension LxWxH [mm]	1215x804x32	1119x795x790	1190 x 795 x 400
Tare [kg]	3,5	60	53
Load capacity [kg]	-	500	500



### 3.2.2. 0295 Plant BRP Mexico, Querétaro

Bezeichnung	M60	M62	M64	M66	M68
Buckhorns Code	SW080605F1	SW120705F1	SW151207F1	SW241507F1	SW241511F1
Outer dimension LxBxH [inch]	8x6x4,5	11,5x7x5	14,5x11,5x7,5	23,5x14,5x7,5	23,5x14,5x11,5
LxBxH [mm]	200x164x114	305x178x127	381x305x191	610x381x191	610x381x280
Inner dimension LxBxH [inch]	6,5x4,5x4	10x6x4,5	13,5x10x6,5	22x13,5x6,5	22x13,5x9,75
LxBxH [mm]	151x102x102	241x142x112	333x241x175	546x333x175	546x333x264
Tara [kg]	0,45	0,5	1,1	1,9	2,3
Tragkraft [kg]	15	15	15	15	15



The reusable containers of the M60-series must be arranged on the US-Standard sized pallet as follows, depending on the container type:



# PACKAGING & CORROSION PROTECTION

RON 435  
Edition 2031409  
Page 15 von 31

	#Containers per layer	#Layer per Pallet	#Containers per pallet
M60	48	9	432
M62	24	9	216
M64	12	6	72
M66	6	6	36
M68	6	4	24

For the 60s containers, depending on the container type, must be arranged on the US pallet as follows:

<p>Cont./Pallet: 432x M60 Cont./Layer: 48x M60</p>	<p>Cont./Pallet: 216x M62 Cont./Layer: 24x M62</p>	<p>Cont./Pallet: 72x M64 Cont./Layer: 12x M64</p>
<p>Cont./Pallet: 36x M66 Cont./Layer: 6x M66</p>	<p>Cont./Pallet: 24x M68 Cont./Layer: 4x M68</p>	

Name	M69
Mat. Nb.	4000226
Outer dimension LxWxH [inch]	48x45x34
Inner Dimension LxWxH [inch]	44,5x41,5x27
Tare [kg]	-
Load capacity [kg]	680





### 3.3. 0210 Plant BRP-Rotax, Gunskirchen Pool packaging containers

Name	EPA	EGK	ERA/P1	ERA/PH1
Mat. Nb.	4000024	4000025	4000030	4000031
Outer dimension LxWxH [mm]	1200x800x150	1250x850x965	1200x800x550	1200x800x350
Inner dimension LxWxH [mm]	-	1200x790x790	1160x760x400	1160x760x200
Tare [kg]	22	85	45	45
Load capacity [kg]	500	500	500	500



### 3.4. Replacement packaging

If the defined packaging is not available, the responsible Packaging Engineer has to be consulted. If possible, replacement packaging should be decided. Equivalent one-way packaging shall be used. It is crucial that the number of pieces within the carton and the dimensions of the carton correspond to the original, defined packaging. The protective function of the parts must be ensured.

### 3.5. Damaged returnable & Euro-Pool packaging

According to the Austrian ÖNORM standard, no replacement or credit note will be issued in the event of damage to the Euro-Pool containers. Damaged returnable packaging must be sent to BRP-Rotax for disposal. Do not use damaged returnable packaging such as wire containers.

## 4. SINGLE USE PACKAGING

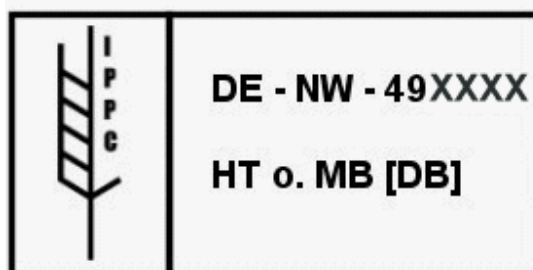
Disposable packaging is always provided by the supplier in accordance with BRP-Rotax guidelines and must meet the following requirements:

- Damage-free, problem-free handling
- sealability





- Stackable (optimal utilization in truck & in 40 feet high cube container)
- Low flammability of packaging materials
- Easy & quick retrieval of the parts
- Environmentally friendly disposal (use recyclable materials)
- Moisture protection
- Treatment and labeling according to IPPC Standard ISPM 15



#### 4.1. Standard packaging containers

A and M series Cartons hold the equal dimensions.

##### 4.1.1. 0210/0219 Plant BRP-Rotax, Gunskirchen


##### 4.1.1.1. A Cartons (Austria)

Name	Carton A01	Carton A02	Carton A03	Carton A04
Mat. Nb.	-	-	-	-
Outer dimension LxWxH [mm]	600 x 390 x 215	400 x 300 x 220	295 x 200 x 175	200 x 145 x 120
LxWxH [inch]	23,6 x 15,3 x 8,4	15,7 x 11,8 x 8,6	11,6 x 7,8 x 6,8	7,8 x 5,7 x 4,7
Inner Dimension LxWxH [mm]	584 x 360 x 205	384 x 270 x 205	284 x 170 x 160	184 x 120 x 107
LxWxH [inch]	22,9 x 14,1 x 8	15,1 x 10,6 x 8	11,1 x 6,6 x 6,2	7,2 x 4,7 x 4,2
Tare [kg]	-	-	-	-
Load capacity [kg]	15	15	15	15



## PACKAGING & CORROSION PROTECTION

RON 435  
Edition 2031409  
Page 18 von 31



Arrangement on a 1200 x 800 x 150mm (47,24" x 31,5" x 5,9") pallet:

		Cont./Pallet:	16x A01
		Cont./Layer:	4x A01
A01	A01		
600 x 390 x 215 mm	600 x 390 x 215 mm		
A01	A01		
600 x 390 x 215 mm	600 x 390 x 215 mm		

		Cont./Pallet:	32x A02
		Cont./Layer:	8x A02
A02	A02	A02	A02
400 x 300 x 220 mm	400 x 300 x 220 mm	400 x 300 x 220 mm	400 x 300 x 220 mm
A02	A02	A02	A02
400 x 300 x 220 mm	400 x 300 x 220 mm	400 x 300 x 220 mm	400 x 300 x 220 mm

		Cont./Pallet:	80x A03
		Cont./Layer:	16x A03
A03	A03	A03	A03
295 x 200 x 175 mm	295 x 200 x 175 mm	295 x 200 x 175 mm	295 x 200 x 175 mm
A03	A03	A03	A03
295 x 200 x 175 mm	295 x 200 x 175 mm	295 x 200 x 175 mm	295 x 200 x 175 mm
A03	A03	A03	A03
295 x 200 x 175 mm	295 x 200 x 175 mm	295 x 200 x 175 mm	295 x 200 x 175 mm
A03	A03	A03	A03
295 x 200 x 175 mm	295 x 200 x 175 mm	295 x 200 x 175 mm	295 x 200 x 175 mm

		Cont./Pallet:	180x A04
		Cont./Layer:	30x A04
A04	A04	A04	A04
200 x 145 x 120 mm	200 x 145 x 120 mm	200 x 145 x 120 mm	200 x 145 x 120 mm
A04	A04	A04	A04
200 x 145 x 120 mm	200 x 145 x 120 mm	200 x 145 x 120 mm	200 x 145 x 120 mm
A04	A04	A04	A04
200 x 145 x 120 mm	200 x 145 x 120 mm	200 x 145 x 120 mm	200 x 145 x 120 mm
A04	A04	A04	A04
200 x 145 x 120 mm	200 x 145 x 120 mm	200 x 145 x 120 mm	200 x 145 x 120 mm
A04	A04	A04	A04
200 x 145 x 120 mm	200 x 145 x 120 mm	200 x 145 x 120 mm	200 x 145 x 120 mm



## PACKAGING & CORROSION PROTECTION

RON 435  
Edition 2031409  
Page 19 von 31

Arrangement on a US standard pallet 1220 x 1143 x 150 mm (48" x 45" x 5.9"):

Cartons/Pallet: 20x A01 Cartons/Layer: 5x A01			
A01 600 x 390 x 215 mm		A01 600 x 390 x 215 mm	
A01 600 x 390 x 215 mm		A01 600 x 390 x 215 mm	

Cartons/Pallet: 40x A02 Cartons/Layer: 10x A02			
A02 400 x 300 x 220 mm	A02 400 x 300 x 220 mm	A02 400 x 300 x 220 mm	A02 400 x 300 x 220 mm
A02 400 x 300 x 220 mm	A02 400 x 300 x 220 mm	A02 400 x 300 x 220 mm	A02 400 x 300 x 220 mm

Cartons/Pallet: 100x A03 Cartons/Layer: 20x A03			
A03 295 x 200 x 175 mm		A03 295 x 200 x 175 mm	
A03 295 x 200 x 175 mm		A03 295 x 200 x 175 mm	
A03 295 x 200 x 175 mm	A03 295 x 200 x 175 mm	A03 295 x 200 x 175 mm	A03 295 x 200 x 175 mm


Cartons/Pallet: 266x A04 Cartons/Layer: 38x A04					
A04 200 x 145 x 120 mm		A04 200 x 145 x 120 mm		A04 200 x 145 x 120 mm	
A04 200 x 145 x 120 mm	A04 200 x 145 x 120 mm	A04 200 x 145 x 120 mm	A04 200 x 145 x 120 mm	A04 200 x 145 x 120 mm	A04 200 x 145 x 120 mm



#### 4.1.2. 0295/0299 Plant BRP Mexico, Querétaro

##### 4.1.2.1. M Cartons (Mexico)

Name	Carton M01	Carton M02	Carton M03	Carton M04
Mat. Nb.	-	-	-	-
Outer dimension LxWxH [mm]	600 x 390 x 215	400 x 300 x 220	295 x 200 x 175	200 x 145 x 120
LxWxH [inch]	23,6 x 15,3 x 8,4	15,7 x 11,8 x 8,6	11,6 x 7,8 x 6,8	7,8 x 5,7 x 4,7
Inner Dimension LxWxH [mm]	584 x 360 x 205	384 x 270 x 205	284 x 170 x 160	184 x 120 x 107
LxWxH [inch]	22,9 x 14,1 x 8	15,1 x 10,6 x 8	11,1 x 6,6 x 6,2	7,2 x 4,7 x 4,2
Tare [kg]	-	-	-	-
Load capacity [kg]	15	15	15	15



Arrangement on a 1200 x 800 x 150mm (47,24" x 31,5" x 5,91") pallet:



## PACKAGING & CORROSION PROTECTION

RON 435  
Edition 2031409  
Page 21 von 31

Cont./Pallet: 16x M01 Cont./Layer: 4x M01	
M01 600 x 390 x 215 mm	M01 600 x 390 x 215 mm
M01 600 x 390 x 215 mm	M01 600 x 390 x 215 mm

Cont./Pallet: 32x M02 Cont./Layer: 8x M02			
M02 400 x 300 x 220 mm	M02 400 x 300 x 220 mm	M02 400 x 300 x 220 mm	M02 400 x 300 x 220 mm
M02 400 x 300 x 220 mm	M02 400 x 300 x 220 mm	M02 400 x 300 x 220 mm	M02 400 x 300 x 220 mm

Cont./Pallet: 80x M03 Cont./Layer: 16x M03							
M03 295 x 200 x 175 mm	M03 295 x 200 x 175 mm	M03 295 x 200 x 175 mm	M03 295 x 200 x 175 mm	M03 295 x 200 x 175 mm	M03 295 x 200 x 175 mm	M03 295 x 200 x 175 mm	M03 295 x 200 x 175 mm
M03 295 x 200 x 175 mm	M03 295 x 200 x 175 mm	M03 295 x 200 x 175 mm	M03 295 x 200 x 175 mm	M03 295 x 200 x 175 mm	M03 295 x 200 x 175 mm	M03 295 x 200 x 175 mm	M03 295 x 200 x 175 mm

Cont./Pallet: 180x M04 Cont./Layer: 30x M04					
M04 200 x 145 x 120 mm	M04 200 x 145 x 120 mm	M04 200 x 145 x 120 mm	M04 200 x 145 x 120 mm	M04 200 x 145 x 120 mm	M04 200 x 145 x 120 mm
M04 200 x 145 x 120 mm	M04 200 x 145 x 120 mm	M04 200 x 145 x 120 mm	M04 200 x 145 x 120 mm	M04 200 x 145 x 120 mm	M04 200 x 145 x 120 mm

Arrangement on a US standard pallet 1219 x 1016 x 150 mm (48" x 45" x 5.9"):

Cartons/Pallet: 20x M01 Cartons/Layer: 5x M01	
M01 600 x 390 x 215 mm	M01 600 x 390 x 215 mm
M01 600 x 390 x 215 mm	M01 600 x 390 x 215 mm

Cartons/Pallet: 40x M02 Cartons/Layer: 10x M02			
M02 400 x 300 x 220 mm	M02 400 x 300 x 220 mm	M02 400 x 300 x 220 mm	M02 400 x 300 x 220 mm
M02 400 x 300 x 220 mm	M02 400 x 300 x 220 mm	M02 400 x 300 x 220 mm	M02 400 x 300 x 220 mm





## PACKAGING & CORROSION PROTECTION

RON 435  
Edition 2031409  
Page 22 von 31

Cartons/Pallet: 100x M03 Cartons/Layer: 20x M03			
M03 295 x 200 x 175 mm	M03 295 x 200 x 175 mm	M03 295 x 200 x 175 mm	M03 295 x 200 x 175 mm
M03 295 x 200 x 175 mm	M03 295 x 200 x 175 mm	M03 295 x 200 x 175 mm	M03 295 x 200 x 175 mm
M03 295 x 200 x 175 mm	M03 295 x 200 x 175 mm	M03 295 x 200 x 175 mm	M03 295 x 200 x 175 mm
M03 295 x 200 x 175 mm	M03 295 x 200 x 175 mm	M03 295 x 200 x 175 mm	M03 295 x 200 x 175 mm

Cartons/Pallet: 266x M04 Cartons/Layer: 38x M04					
M04 200 x 145 x 120 mm	M04 200 x 145 x 120 mm	M04 200 x 145 x 120 mm	M04 200 x 145 x 120 mm	M04 200 x 145 x 120 mm	M04 200 x 145 x 120 mm
M04 200 x 145 x 120 mm	M04 200 x 145 x 120 mm	M04 200 x 145 x 120 mm	M04 200 x 145 x 120 mm	M04 200 x 145 x 120 mm	M04 200 x 145 x 120 mm
M04 200 x 145 x 120 mm	M04 200 x 145 x 120 mm	M04 200 x 145 x 120 mm	M04 200 x 145 x 120 mm	M04 200 x 145 x 120 mm	M04 200 x 145 x 120 mm
M04 200 x 145 x 120 mm	M04 200 x 145 x 120 mm	M04 200 x 145 x 120 mm	M04 200 x 145 x 120 mm	M04 200 x 145 x 120 mm	M04 200 x 145 x 120 mm

### 4.1.2.2. 80's Cartons (Mexico)

Name	80	82	84	86	88
Mat. Nb.	-	-	-	-	-
Outer dimension LxWxH [inch]	8x6x4,5	12x7,5x4,75	15x12x7,25	24x15x7,25	24x15x10,5
Inner Dimension LxWxH [inch]	6,5x5,38x4	11x7x4,25	14,56x11x6,82	23x14,5x6,82	23x14,5x10,6
Tare [kg]	-	-	-	-	-
Load capacity [kg]	15	15	15	15	15





#### 4.1.2.3. Covering box

A covering box (FEFCO 0200) is to be used if pallets of the above boxes or other special boxes are not stackable.

Name	MK1	MK2	MK3
Mat. Nb.	-	-	-
Outer dimension LxWxH [mm]	1160x960x550	1185x960x750	1160x960x800
Outer dimension LxWxH [inch]	45,67x37,8x21,65	46,65x37,8x29,53	45,67x37,8x31,49
Tare [kg]	-	-	-
Load capacity [kg]	500	500	500



**MK1**



**MK2**



**MK3**



## 4.2. One way pallets

### 4.2.1. 0210/0219 Plant BRP Rotax, Gunskirchen

**One-way pallet:** 1200 x 800 x 150mm (47,24" x 31,5" x 5,9")



The total height of each unit, including the pallet, must not exceed 965 mm. The total weight of each pallet must not exceed 500 kg.

### 4.2.2. 0295 Plant BRP Mexico, Querétaro

**One-way pallet:** 1200 x 800 x 150mm (47,24" x 31,5" x 5,9)







**Industrial pallet:** 1200 x 1000 x 150mm (47,24" x 31,5" x 5,9")



**American pallet** 1219 x 1143 x 127mm (48" x 45" x 5")



The total height of each unit, including the pallet, must not exceed 1020 mm. The total weight of each pallet must not exceed 500 kg.



#### 4.2.3. 0299 Plant BRP-Rotax, Gunskirchen – Consolidation for Mexico

A covering box (FEFCO 0200 quality) should be used if pallets of the above boxes (M01 - M04) or other special boxes cannot be stacked.

The total height of each unit, including the pallet, must not exceed 1020 mm. The total weight of each pallet must not exceed 500 kg.




**One-way pallet** US-Standard: 1219 x 1016 x 150mm (48" x 40" x 5.9")





**One-way pallet:** 1200 x 800 x 150mm (47,24" x 31,5" x 6")



Overview import rule for IPPC standard ISPM 15:

Plant	0210	0295	0219	0299
Origin	IPPC 15	IPPC 15	IPPC 15	IPPC 15
EU	No	Yes	Yes	Yes
Asia	Yes	Yes	Yes	Yes
USA	Yes	Yes	Yes	Yes
Mexico	Yes	No	Yes	Yes

## 5. AVOIDANCE OF DAMAGES

It is of utmost importance that neither a material will be damaged nor a human will be harmed while manipulating material.

### 5.1. Container loading

Suppliers must always ensure that the container is loaded safely & securely in order to prevent the risk of damages to the load occurring during the transportation and unloading process. Our guidelines are:

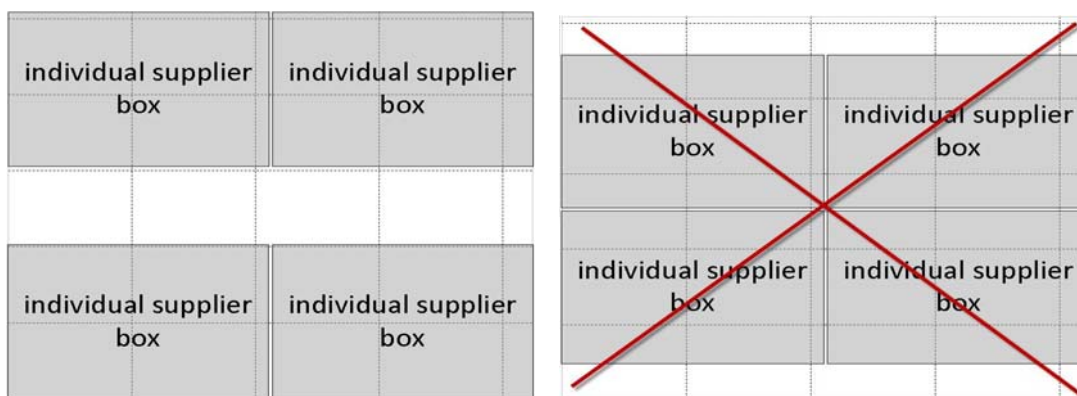
- Ensure high container utilization (load tightly)
- Use the fixed systems in the container to prevent the load from shifting
- Use polyester straps and/or stretch film to secure the load on the pallet
- Fill up empty spaces with air cushions (Attention: risk of explosion due to temperature increase within the container)



- Heavy pallets are always stacked on the bottom
- Use desiccant bags to avoid condensation within the container

## 5.2. Palletization & stacking

Cardboard boxes need to be arranged on the edge of the pallet in order to ensure safe stacking (see figure below).



If possible, a new layer should be started during stacking for each material number.

## 5.3. Use of plastic lids for plant 0210<sup>4</sup>

Thermoformed plastic lids offer better protection against damages, avoid contamination of the delivered materials and ensure high stackability of the pallets. If necessary, empty spaces can be filled with empty S-Containers. A plastic lid must then be used for each pallet and secured with polyester straps.

## 5.4. Use of cardboard box for 0295 & 0299<sup>5</sup>

If pallets are not stackable pallet-sized cardboard boxes need to be used to guarantee stackability. The cardboard box can contain multiple part numbers, provided that every box is properly labeled within the cardboard box. Additionally, a pallet label needs to be attached on the cardboard box listing all part numbers, QTYs and the Dock Code of the plant to be supplied.<sup>6</sup>

---

<sup>4</sup> cf. Pt. 2.2 Palletization & stackability

<sup>5</sup> cf. Pt. 2.2 Palletization & stackability



## 6. STANDARD PROCEDURES

### 6.1. Request for returnable packaging

Returnable containers are requested using a standardized form by email at least one week prior desired delivery. Suppliers integrated into the Milk run system will automatically be supplied with the required quantity (demand for the agreed weeks) of empty containers.

### 6.2. Returnable packaging bookings in B2B-Portal

Suppliers will receive a detailed description of the B2B-Portal and the Management of returnable containers upon request at the responsible Purchasing Agent or Packaging Engineer.

### 6.3. Identification of deviation shipments

All packaging units containing components with deviations approved by BRP-Rotax for delivery must bear the BRP-Rotax "Deviation permit information" label to be reliably identified.

- Mark every single packaging unit with the identification label
- Label size A4, A5 are permitted
- A template of the label is available upon request at your Purchasing Agent at BRP-Rotax

### 6.4. Identification of backlog shipments

All packaging units containing backlog parts must bear the BRP-Rotax "Backlog Shipment" form. Additionally, two days prior pick up of the parts, the form needs to be sent to the following Email address: [logistics.gk@dbschenker.com](mailto:logistics.gk@dbschenker.com).

- A template of the label is available upon request at the Email address mentioned above

### 6.5. Identification of replacement deliveries (Q-issue)

All packaging units containing components of a replacement delivery in case of a Q-issue must bear the BRP-Rotax "Identification of replacement deliveries" label.



## 6.6. Identification of sample deliveries

When supplying sample parts, the pallet label provided for this purpose must be used (shown on the right as a symbol image). The label must be in red, sized A4 and the letters are to be in black. The label must be attached on both sides (broad side) of the pallet. This makes it easier for the truck driver to distinguish it from the rest of the delivery when picking it up.

**ROTAX  
sample  
parts**

## 7. APPENDIX – STANDARD FORMS

### 7.1. Form: Request for returnable packaging

Contact: [logistics.gk@dbschenker.com](mailto:logistics.gk@dbschenker.com)

### 7.2. Label: Milk run shipments

Contact: [logistics.gk@dbschenker.com](mailto:logistics.gk@dbschenker.com)

### 7.3. Label: for deviation shipments

Contact: Purchase

### 7.4. Label: for backlog shipments

Contact: [logistics.gk@dbschenker.com](mailto:logistics.gk@dbschenker.com)

### 7.5. Label: Replacement deliveries (Q-issue)

You will receive a digital template via the complaint sent by BRP-Rotax.

### 7.6. PSS: Packaging specification sheet (Plant 0295)

Contact: responsible Packaging Engineer Mexico



PACKAGING &  
CORROSION PROTECTION

RON 435  
Edition 2031409  
Page 31 von 31

## 8. For information of the affected departments

Department	Confirmed by	signature
QS /GK	Deixler Christian	 <small>Christian Deixler (Feb 12, 2021 12:04 GMT+1)</small>
QA /QRO	Tunon Luis	 <small>Luis Tunon (Feb 12, 2021 10:14 CST)</small>
LO /GK	Stockhammer Christian	
LO /QRO	Suarez Marco	 <small>Marco Suarez (Feb 16, 2021 10:24 CST)</small>
Packaging /GK	Rola Roland	 <small>Roland Rola (Feb 17, 2021 06:15 GMT+1)</small>
Packaging /QRO	Enciso Pablo	 <small>Pablo Enciso (Feb 16, 2021 23:42 CST)</small>
Purchase /GK	Niederwimmer Markus	
Purchase /QRO	Varela Humberto	